

The 34th

# All-Japan Daily Commodity Crafts Exhibition

11.3 FRI - 11.6 MON



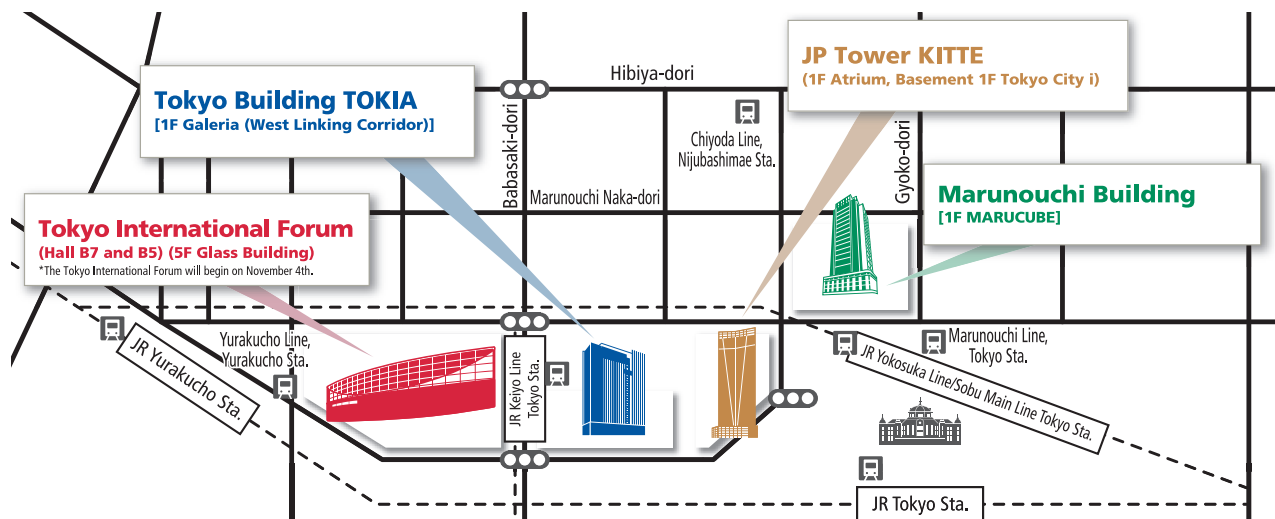
CRAFT CROSSINGS in TOKYO

<http://dento-tokyo.jp/>

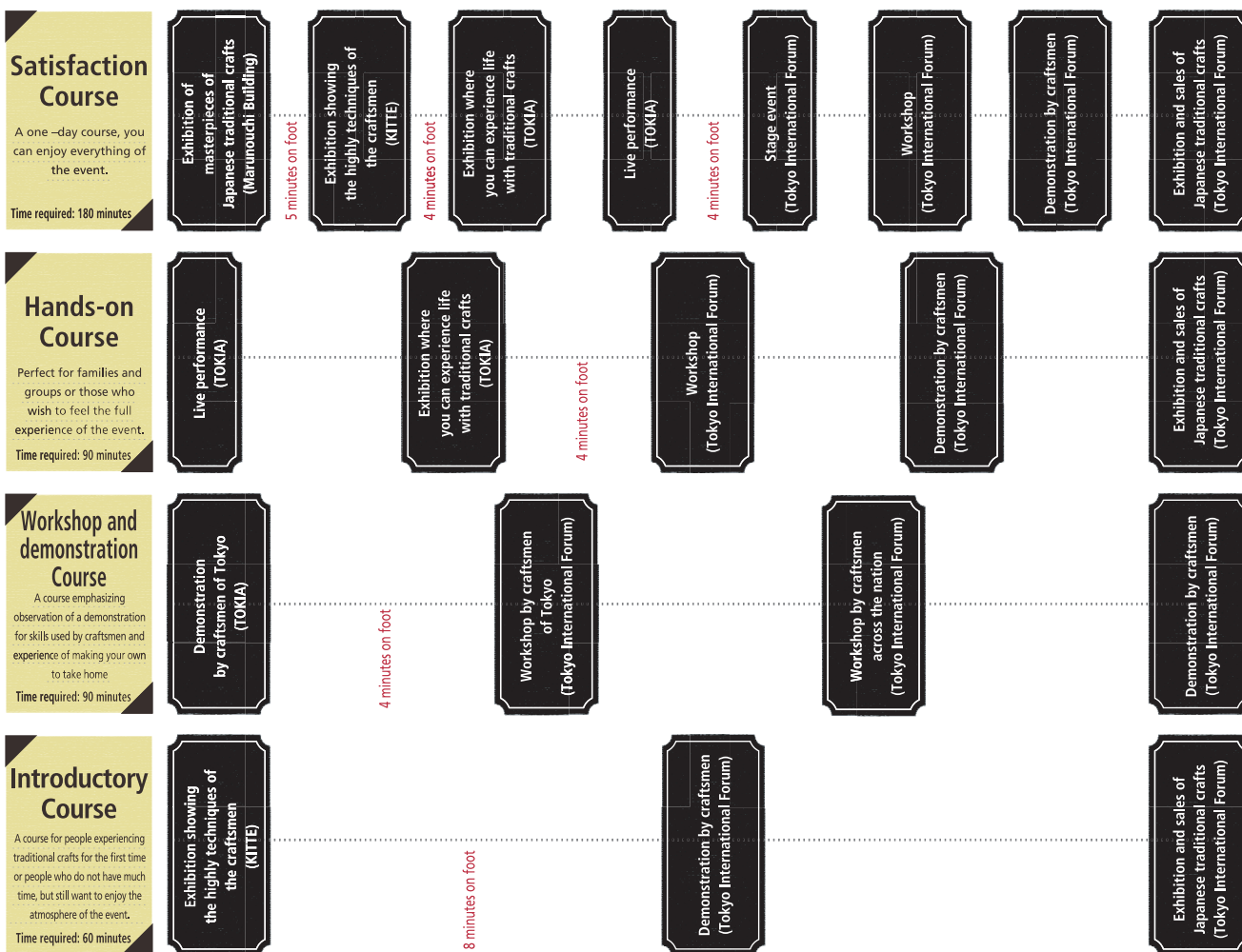


## Route map

Four routes to new, interesting discoveries. Which one will you choose?



## Recommended route



## CRAFT MARKET

# The largest market of traditional crafts, gathering craftsmen from production centers in Tokyo and around Japan!

You can take this opportunity to purchase the traditional crafts exhibited in the hall.

## Project "Tokyo Teshigoto"

Project "Tokyo Teshigoto" is aimed to convey to the world, the appeal of the sophisticated handworks of "teshigoto" of the masters known as "takumi" who are the pride of Tokyo.

Area

## POP UP SHOP

(BOWS & ARROWS×Pen)

This is a pop-up shop run by the Paris based select shop named "BOWS & ARROWS" and the magazine "Pen" gathering high quality, beautifully designed Japanese traditional crafts.

Area

## Tokyo Creators collaboration

Exhibition and sales of new items born out of an collaboration between Tokyo Creators and craftsmen of Tokyo.

**KEITAMARUYAMA**

KEITAMARUYAMA × Edo Oshi-e Hagoita

**HOUSE OF LOTUS**

HOUSE OF LOTUS  
×  
Edo Tsumami-Kanzashi

**REBIRTH PROJECT**

REBIRTH PROJECT  
×  
Tokyo Gakubuchi &  
Edo Moku-Hanga

**WHIZ LIMITED**

WHIZ LIMITED  
×  
Edo Tegaki Chochin

**e.m.**

e.m. × Tokyo Ginki

Area

## Exhibition of Japanese Traditional Crafts

A great collection of traditional crafts from different regions of Japan.

Over 50 exhibitors under one roof displaying and selling their traditional crafts.

\*Part of the exhibit takes place on Hall B5.

Area

- |  |                                     |   |                                     |
|--|-------------------------------------|---|-------------------------------------|
| ① - 1. Saitama<br>Edo-Kimekomi-Ningyo/Iwatsuki-Ningyo    | ② - 7. Osaka<br>Osaka-Naniwa-Suzuki | ③ - 13. Nagano<br>Iiyama-Butsudan         | ④ - 19. Aichi<br>Toyohashi-Fude     |
| ① - 2. Fukuoka<br>Hakata-Ningyo                          | ② - 8. Toyama<br>Takaoka-Doki       | ③ - 14. Aichi<br>Owari-Butsugu            | ④ - 20. Nara<br>Nara-Fude           |
| ① - 3. Aichi<br>Owari-Shippo                             | ② - 9. Fukui<br>Echizen-Uchihamono  | ③ - 15. Kyoto<br>Kyo-Butsudan/Kyo-Butsugu | ④ - 21. Hiroshima<br>Hiroshima-Fude |
| ① - 4. Aichi<br>Okazaki-Sekkohin                         | ② - 10. Osaka<br>Sakai-Uchihamono   | ③ - 16. Iwate<br>Nambu-Tekki              | ④ - 22. Yamaguchi<br>Akama-Suzuri   |
| ① - 5. Fukuoka<br>Japan Traditional Crafts Aoyama Square | ② - 11. Hyogo<br>Yamagata-Soroban   | ③ - 17. Yamagata<br>Yamagata-Imono        | ④ - 23. Aomori<br>Tsugaru-Nuri      |
| ① - 6. Fukuoka<br>Koishiwara-Yaki                        | ② - 12. Tokushima<br>Awa-Washi      | ③ - 18. Yamanashi<br>Koshu-Tebori-Insho   | ④ - 24. Akita<br>Kawatsura-Shikki   |


## Exhibition of Tokyo Traditional Crafts

A massive collection of 40 traditional crafts of Tokyo!

40 exhibitors will gather in the hall to exhibit and sell traditional crafts.

Area

- |  |   |  |   |
|--|---|--|---|
| ⑥ - 1. Edo Moku-Hanga<br>(Woodblock Prints)              | ⑦ - 11. Tokyo Honzome Yukata<br>(Indigo-Dyed Summer Kimono) | ⑧ - 21. Edo Kiriko<br>(Cut Glassware)                  | ⑨ - 31. Tokyo Kumihimo<br>(Braided Cords)                         |
| ⑥ - 2. Edo Hyogu<br>(Scroll Mountings)                   | ⑦ - 12. Honba Kihachijo<br>(Hachiojima Silk Fabric)         | ⑧ - 22. Tokyo Shippo<br>(Cloisonne Enamelware)         | ⑨ - 32. Tokyo Uchihamono<br>(Hand-Forged Blades)                  |
| ⑥ - 3. Edo Moku-Chokoku<br>(Wood Sculptures)             | ⑦ - 13. Edo Shishu<br>(Embroidery)                          | ⑧ - 23. Edo Wazao<br>(Bamboo Fishing Rods)             | ⑨ - 33. Edo Hake<br>(Edo Brushes)                                 |
| ⑥ - 4. Edo Fude<br>(Handmade Calligraphy Brushes)        | ⑦ - 14. Edo Sashimono<br>(Wood Joinery)                     | ⑧ - 24. Edo Bekko<br>(Tortoiseshell Products)          | ⑨ - 34. Tokyo Teue Brush<br>(Handmade Brushes)                    |
| ⑥ - 5. Tokyo Some-Komon<br>(Tokyo Fine-Patterned Dyeing) | ⑦ - 15. Tokyo Gakubuchi<br>(Picture Frames)                 | ⑧ - 25. Edo Glassware<br>(Glassware)                   | ⑨ - 35. Edo Karakami<br>(Hand-Made Patterned Paper for Interiors) |
| ⑥ - 6. Edo Sarasa<br>(Printed Silk Calico)               | ⑦ - 16. Tokyo Butsudan<br>(Buddhist Altars)                 | ⑧ - 26. Tokyo Chokin<br>(Metal Chasing)                | ⑨ - 36. Edo Tegaki Chochin<br>(Hand-Painted Paper Lanterns)       |
| ⑥ - 7. Tokyo Mujizome<br>(Plain Dyeing)                  | ⑧ - 17. Tokyo Ginki<br>(Silverware)                         | ⑨ - 27. Edo Kimekomi Ningyo<br>(Costumed Dolls)        | ⑩ - 37. Edo Zoge<br>(Ivory Carvings)                              |
| ⑥ - 8. Tama Ori<br>(Tama Woven Fabrics)                  | ⑧ - 18. Edo Shikki<br>(Lacqueredware)                       | ⑨ - 28. Edo Ishogi Ningyo<br>(Costumed Dolls)          | ⑩ - 38. Tokyo Tokogei<br>(Rattan Craft)                           |
| ⑦ - 9. Murayama-Oshima Tsumugi<br>(Textured Silk Pongee) | ⑧ - 19. Edo Tsumami-Kanzashi<br>(Ornamental Hairpins)       | ⑨ - 29. Edo Katchu<br>(Warrior Armor)                  | ⑩ - 39. Tokyo Shamisen<br>(Three-Stringed Musical Instrument)     |
| ⑦ - 10. Tokyo Tegaki Yuzen<br>(Hand-Painted Kimono)      | ⑧ - 20. Edo Sudare<br>(Slatted Blinds)                      | ⑨ - 30. Edo Oshi-e Hagoita<br>(Padded Collage Paddles) | ⑩ - 40. Tokyo Koto<br>(Japanese Harp)                             |



## Japan Traditional Craftsmen's Association

Great skills by modern traditional craftsmen!

A presentation of new products by Japan Traditional Craftsmen's Association. Winning pieces will be exhibited and sold.

Area

- Toilets
- Disabled toilet
- Elevator (Wheelchair accessible)

- |                                      |  |   |   |
|--------------------------------------|--|---|---|
| ③ - 25. Kanagawa<br>Kamakura-Bori    | ③ - 31. Kyoto<br>Nishijin-Ori              | ④ - 37. Yamagata/Niigata<br>Uetsu-Shinafu | ④ - 43. Shiga<br>Omi-Jofu               |
| ③ - 26. Ishikawa<br>Wajima-Nuri      | ③ - 32. Ishikawa<br>Kutani-Yaki            | ④ - 38. Kyoto<br>Kyo-Yuzen /Kyo-Komon     | ④ - 44. Aichi<br>Akazu-Yaki             |
| ③ - 27. Ishikawa<br>Yamanaka-Shikki  | ③ - 33. Gifu<br>Mino-Yaki                  | ④ - 39. Kagoshima<br>Honba-Oshima-Tsumugi | ④ - 45. Aichi<br>Seto-Sometsuke-Yaki    |
| ③ - 28. Wakayama<br>Kishu-Herazao    | ③ - 34. Akita<br>Kaba-Zaiku                | ④ - 40. Okayama<br>Bizen-Yaki             | ④ - 46. Mie<br>Iga-Yaki                 |
| ③ - 29. Akita<br>Akita-Sugi-Oke-Taru | ③ - 35. Kyoto<br>Kyo-Sashimono             | ④ - 41. Saga<br>Imari-Arita-Yaki          | ④ - 47. Shiga<br>Shigaraki-Yaki         |
| ③ - 30. Iwate<br>Iwayado-Tansu       | ③ - 36. Osaka<br>Osaka-Karakashi-Sashimono | ④ - 42. Yamagata<br>Oitama-Tsumugi        | ④ - 48. Kyoto<br>Kyo-Yaki-Kiyomizu-Yaki |

## \*Hall B5

- |                                       |
|---------------------------------------|
| ⑤ - 53. Ibaraki<br>Makabe-Ishidoro    |
| ⑤ - 54. Kyoto<br>Kyo-Ishi-Kogeiin     |
| ⑤ - 55. Miyazaki<br>Miyakonojo-Daikyu |

Please refer to the map on pages 4 and 5.



## CRAFT MARKET

# In "Fureai Hiroba", craftsmen demonstrate how to produce traditional crafts and you can try for yourself!

There will also be a talking event about traditional crafts and a participation stage.

### ① Exhibition of the craftsmen of the future

This exhibition features innovative products of young craftsmen of Tokyo of the next generation.

Area

### ② Japan Traditional Crafts Week

PR for traditional Japanese crafts through lifestyle shops for daily necessities.

Area

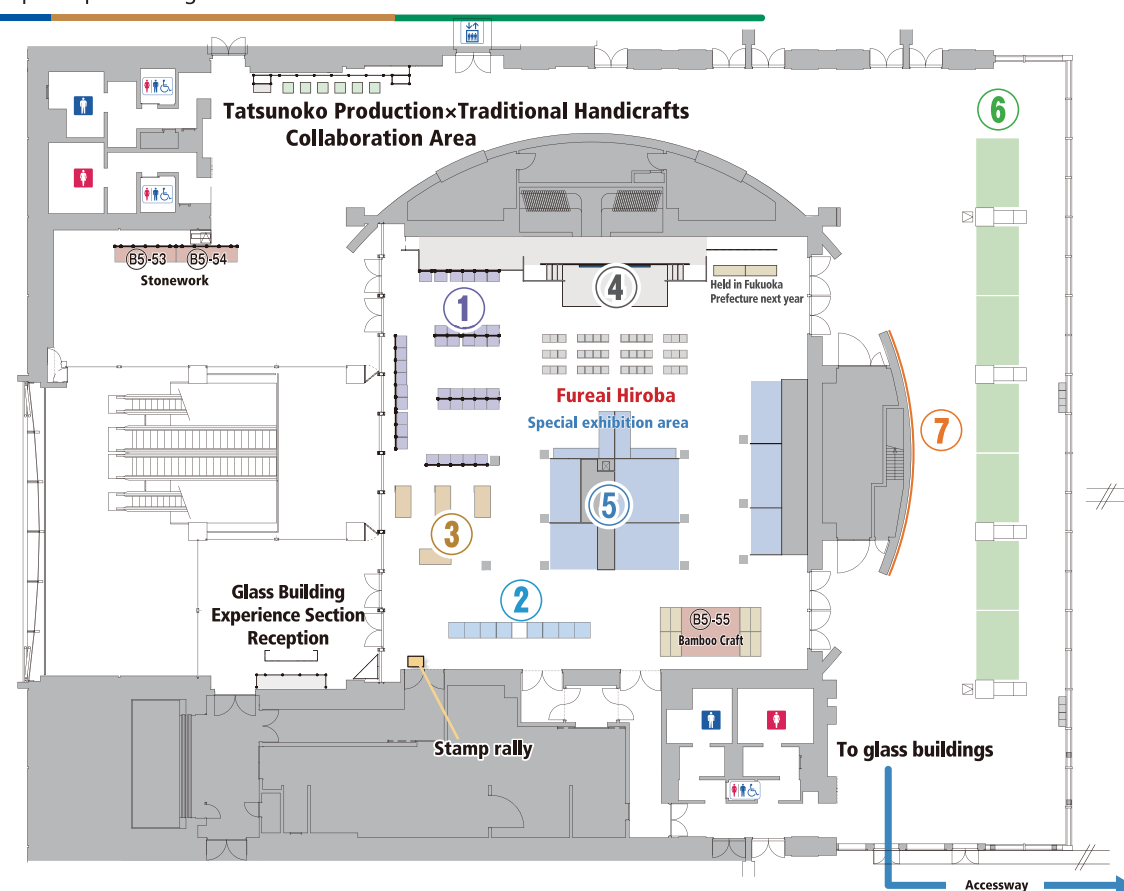
### ③ National food space coordinated table exhibition

An exhibition of 4 collaboration tables using traditional craft products.

Area

### ④ Event stage

11/4 [SAT]	11:30~12:30	The Association for the Promotion of Traditional Craft Industries: Kimono talk show featuring Chairman Kihachi Tabata x Vice Chairman Kisaburo Ogawa (Living National Treasure as a Hakata cloth artist)
	13:30~14:30	A demonstration of Sogetsu-style flower arrangement entitled "Living With Flowers"
	15:00~16:00	Introduction to Kintsugi and patching with lacquer
	16:30~17:30	Interesting Banshu abacus show
11/5 [SUN]	11:30~12:00	Miyakonojo archery show
	12:30~13:30	Demonstration sale performance
	14:00~15:00	Origami performance
	16:00~17:00	You too can live a beautiful life from now on using the table coordinator traditional bowls
11/6 [MON]	17:30~18:00	Traditional handicraft storytelling (Rakugo Arts Association)
	13:00~16:00	Live broadcast of "Reo Tsuchiya - Reonardo" by Nippon Broadcasting System Personality: Reo Tsuchiya Studio Announcer: Sayaka Masuyama Guests: Natsumi Iwasaki (TV writer), Kikuo Hayashiya and Yutaka Yamakawa



### Special exhibition area

■ Lacquering (Nihon Shikko Kyokai)  
Showing the art of lacquering, from harvested trees to tools.

■ From cocoon to silk thread (Dainippon Silk Foundation)  
Extracting raw silk thread from silkworm cocoons.

### ⑤ Production demonstration area

■ Lacquerware: Aizu-Nuri (Aizu Lacquerware) (Fukushima)  
Lacquer Decoration: A unique Japanese technique for applying powdered metals such as gold and silver over patterns drawn in lacquer.

■ Ceramics: Imari-Arita-Yaki (Imari-Arita Ware) (Saga)  
Potter's Wheel: A typical technique for forming ceramics. In the past, this was turned using the hands or feet.

■ Textiles: Nishijin-Ori (Nishijin Textiles) (Kyoto)  
Tapestry Weaving: A technique for weaving thread by pulling it with notched hooks which requires a very high level of skills.

■ Dyed and woven textiles: Kyo-Yuzen (Kyoto Yuzen Dyeing) (Kyoto)  
Textile Dyeing: A process for applying color to patterns drawn onto the fabric with glue using a writing brush or paintbrush.

■ Carvings: Inami-Chokoku (Inami Woodcarving) (Toyama)  
Transom carving: A development of temple carving. More than 200 different chisels and carving knives are used.

■ Ceramics: Kutani-Yaki (Kutani Ware) (Ishikawa)  
Overglaze Decoration: This is Kutani Ware famous for its five colors, green, yellow, red, purple, and navy blue, in which elaborate patterns are drawn using just red paint.

■ Other: Banshu-Kebari (Banshu Fishing Flies) (Hyogo)  
Fishing Fly Making: Materials such as bird feathers, animal fur, metal foil, and lacquer are used to produce flies resembling small insects to entice fish.

### ⑦ Ministry of Economy, Trade and Industry Traditional Craft Products

Area

Hall B5 Workshop

Glass buildings

Stamp rally

Tokyo Some-Komon (Tokyo Fine-Patterned Dyeing)  
⌚ Time required ..... About 10 minutes  
⌚ Participation fee (including tax) ..... 2000 yen  
■ Contents  
Make a table luncheon mat using gold leaf.

Tokyo Tegaki Yuzen (Hand-Painted Kimono)  
⌚ Time required ..... About 20 minutes  
⌚ Participation fee (including tax) ..... ①2000 yen ②2300 yen  
■ Contents  
Create one of the following made from Tegaki Yuzen: ① Handkerchief, ② Hand bag

Edo Sashimono (Wood Joinery)  
⌚ Time required ..... About 20 minutes  
⌚ Participation fee (including tax) ..... 2000 yen  
■ Contents  
Make octagonal cypress chopsticks using a small plane.

Tokyo Chokin (Metal Chasing)  
⌚ Time required ..... About 30 minutes  
⌚ Participation fee (including tax) ..... 1000 yen  
■ Contents  
Make a Chokin strap, key holder and bookmark.

Edo Karakami (Hand-Made Patterned Paper for Interiors)  
⌚ Time required ..... About 30 minutes  
⌚ Participation fee (including tax) ..... free of charge  
■ Contents  
Use Edo period wood blocks to print your own Edo Karakami!

Edo Hake (Edo Brushes)  
⌚ Time required ..... About 40-60 minutes  
⌚ Participation fee (including tax) ..... 1500 yen  
■ Contents  
You can experience the production of brushes for yourself.

Edo Kimekomi Ningyo (Posted Materials Dolls)  
⌚ Time required ..... About 20-60 minutes  
⌚ Participation fee (including tax) ..... 1500 yen - 2000 yen  
■ Contents  
Create magnets and straps based on hearts, spinning tops, flowers and more motifs.

Edo Bekko (Tortoiseshell Products)  
⌚ Time required ..... About 60 minutes  
⌚ Participation fee (including tax) ..... 2000 yen  
■ Contents  
Create a tortoiseshell strap using a jigsaw and file.

Tokyo Honzome Yukata (Indigo-Dyed Summer Kimono)  
⌚ Time required ..... About 10 minutes  
⌚ Participation fee (including tax) ..... 2500 yen  
■ Contents  
Towel dyeing experience using the Chusen technique

Tokyo Shamisen/Tokyo Koto (Three-Stringed Musical Instrument/Japanese Harp)  
⌚ Time required ..... About 60 minutes  
⌚ Participation fee (including tax) ..... 2000 yen  
■ Contents  
Make chopsticks from imported wood using the traditional techniques for making shamisen.

Edo Moku-Hanga (Woodblock Prints)  
⌚ Time required ..... About 30 minutes  
⌚ Participation fee (including tax) ..... 2000 yen  
■ Contents  
Try to prepare wood block prints in three colors as a Japanese style booklet.

Edo Glassware (Glassware) \*Held on the grounds space.  
⌚ Time required ..... About 30 minutes  
⌚ Participation fee (including tax) ..... 5000 yen (including a delivery fee of 1000 yen)  
■ Contents  
You can experience hand blowing of glass.

Tokyo Ginki  
⌚ Time required ..... About 30-40 minutes  
⌚ Participation fee (including tax) ..... 3000 yen  
■ Contents  
Make a self-produced hammered ring.

Tokyo Butsudan (Buddhist Altars)  
⌚ Time required ..... About 40 minutes  
⌚ Participation fee (including tax) ..... ①One pair of chopsticks 1500 yen ②set of two muntin coasters 1200 yen  
■ Contents  
Create the following using red sandalwood for Buddhist alters: ① Chopsticks, ② Create muntin coasters

Tokyo Tokogei (Rattan Craft)  
⌚ Time required ..... About 90 minutes  
⌚ Participation fee (including tax) ..... 2000 yen  
■ Contents  
Weave rattan into a basket.

Tokyo Mujizome (Plain Dyeing)  
⌚ Time required ..... About 60 minutes  
⌚ Participation fee (including tax) ..... 1500 yen  
■ Contents  
Try tie-dyeing using the tools used for towels.

Tokyo Shippo (Cloisonne Enamelware)  
⌚ Time required ..... About 30 minutes  
⌚ Participation fee (including tax) ..... 1500 yen  
■ Contents  
Experience an 800-degree world! Cloisonné enamelware

Edo Tegaki Chochin (Hand-Painted Paper Lanterns)  
⌚ Time required ..... About 60 minutes  
⌚ Participation fee (including tax) ..... 2160 yen  
■ Contents  
Paint letters onto a paper lantern.



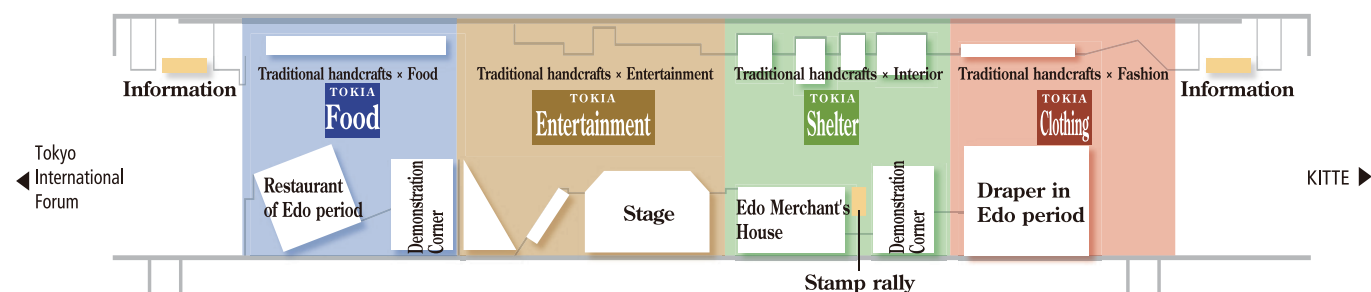
Area

\*Reservations can be made for the Glass Building Experience Section on the website (<http://dento-tokyo.jp/>). Visitors will also be admitted the same day if space is available. For more information, please visit the Glass Building Experience Section Reception in the lobby of Hall B5.  
\*The experience at the Glass Building changes daily. See the website for further details.  
\*There are age restrictions for some experience sections  
\*Details of the experience may be changed on the day.

## CRAFT WALK

**Get a sense of life with traditional crafts!**

See how traditional crafts were used in the Edo period and how they can be incorporated into modern life.  
Information will be presented on four aspects of living: "clothing," "food," "shelter," and "entertainment."

**TOKIA Clothing****A section for thinking about fashions in the Edo period and today!**

Representation of part of a kimono fabric seller in the Edo period. Fashions that incorporate traditional crafts into modern apparel will be suggested.

**TOKIA Food****A section for experiencing Japan's rich food culture!**

Representation of an Edo restaurant.  
Dish coordination for 12 months incorporating traditional crafts are arranged in a modern style is displayed.

**TOKIA Shelter****Traditional crafts in daily life experience!**

Representation of an Edo merchant's house.  
Interior coordination to incorporate traditional crafts into a modern living space will be suggested.

**TOKIA Entertainment****A section representing an Edo luck charm market!**

Pictures of the pyramid of Hina Dolls and display on wall structure of Edo Oshi-e -Hagoita would be recommended for SNS.

**Demonstration of production by Tokyo artisans**

There are demonstration booths on site at two locations where you can experience the skills of craftsmen who change on a daily basis!

**Demonstration scheduled**

Tokyo Tegaki Yuzen, Tokyo Kumihimo, Edo Bekko, Edo Shishu, Edo Karakami, Edo Moku-Hanga

\* Please check for details of the demonstration schedule on the website and at the demonstration corner of the site.

**Live Performances**

Processions of courtesans (several times a day) and live performances that convey an outline of Edo culture, including on-stage comic plays, Edo storytelling, and performances of Japanese musical instruments, will be held.

11/3 (Fri/holiday)	13:00~13:30 / 16:30~17:00	Shamisen, koto (Japanese harp), and shakuhachi performance
	14:00~14:30 / 17:40~18:20	Yuka world of "Japanese pop"
	15:00~16:00 / 19:00~20:00	Variety theater
11/4 (Sat)	12:00~12:30 / 15:10~15:40	Shamisen, koto (Japanese harp), and shakuhachi performance
	12:50~13:50 / 16:30~17:30	Variety theater
	14:10~14:40 / 18:00~18:40	Yuka world of "Japanese pop"
11/5 (Fri)	12:30~13:30 / 15:30~16:30	Variety theater
	14:00~14:30 / 17:00~17:40	Yuka world of "Japanese pop"



● Shamisen, koto (Japanese harp), and shakuhachi performance



● Tokyo Chindon Club



● Processions of courtesans

\* The procession of courtesans takes place twice a day from November 3 (Fri/holiday) to 5 (Sun)

\* Chindon performance takes place 5 to 7 times a day from November 3 (Fri/holiday) to 6 (Mon)





## Learn the advanced skills of the craftsmen!

The advanced techniques and high quality used for traditional crafts will be presented in a way that is easy to understand from the three perspectives of "experience," "science," and "the future."

KITTE

### "Experience" Zone

#### Feel the greatness of traditional crafts!

This exhibition focuses on the care taken over the production of marvels by the craftsmen in terms of raw materials, tools, processes, colors, patterns, and shapes.



1F Atrium

KITTE

### "Future" Zone

#### Experience the possibilities of traditional crafts!

Advanced traditional craft techniques have started to be applied to various cutting edge technologies. New techniques developed out of tradition have been used to produce techniques and materials only available in Japan.



KITTE

### "Science" Zone

#### Analyze techniques using technology!

This attempts to visualize the intuition and know-how of craftsmen using the power of science. The amazing skills of the craftsmen will be revealed!

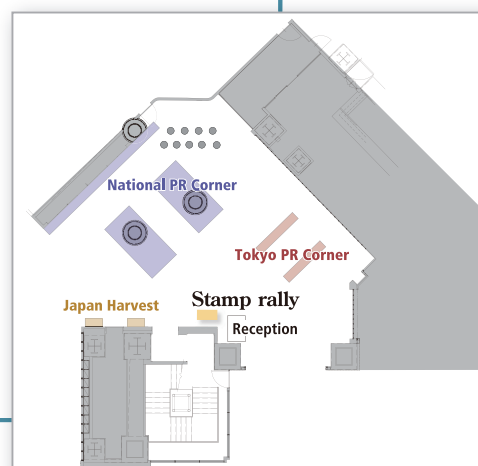


Tokyo City i

B1F

#### Tokyo City i PR Corner

Check here on the special characteristics of and information on the various prefectures with production sites exhibiting in the event! There is also an information area for the event, so be sure to drop in before visiting each site.



# Masterpieces of traditional crafts from all over Japan on display!

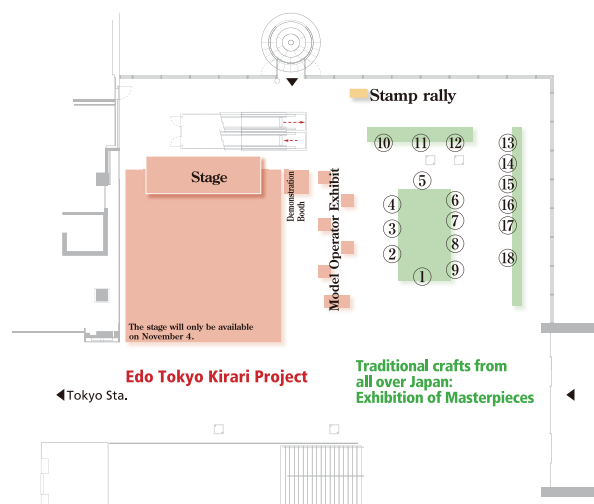
## National Traditional Craft Product Masterpieces

This exhibition presents some of the crafts that have won the contest held by the Association for the Promotion of Traditional Craft Industries since 1975.

These superior works have been awarded prizes under the Prime Minister's Award and the METI Minister awards.

Please enjoy these masterpieces laden with the souls of their artisan creators.

- |                                  |                                  |
|----------------------------------|----------------------------------|
| 1 Satsuma-Yaki (Kagoshima)       | 10 Omi-Jofu (Shiga)              |
| 2 Echizen Shikki (Fukui)         | 11 Kyokanoko-Shibori (Kyoto)     |
| 3 Hakone-Yosegi-Zaiku (Kanagawa) | 12 Echizen Shikki (Fukui)        |
| 4 Hakone-Yosegi-Zaiku (Kanagawa) | 13 Tsubame-Tsuiki-Doki (Niigata) |
| 5 Tobe-Yaki (Ehime)              | 14 Nambu-Tekki (Iwate)           |
| 6 Aizu-Nuri (Fukushima)          | 15 Osaka-Naniwa-Suzuki (Osaka)   |
| 7 Kutani-Yaki (Ishikawa)         | 16 Wajima-Nuri (Ishikawa)        |
| 8 Imari-Arita-Yaki (Saga)        | 17 Hakata-Ningyo (Fukuoka)       |
| 9 Takaoka-Doki (Toyama)          | 18 Echizen Shikki (Fukui)        |



Simultaneously held

### Edo Tokyo Kirari Project

A project to refine traditional skills and products from old stores in Tokyo from new perspectives, and send out their value and appeal within Japan and around the world. A talk session (November 4 only) and demonstrations have been scheduled, so drop by alongside the exhibition of masterpieces.

## Stamp rally held



Tokyo International Forum, Hall B7




Tokyo International Forum, Hall B5



Tokyo International Forum Glass Building, 5F



Tokyo Building TOKIA



JP Tower KITTE 1F Atrium



JP Tower KITTE Basement 1F Tokyo City i



Marunouchi Building MARUCUBE



Japan Harvest

Collect six or more stamps and take part in the raffle!

### Gift

#### Mt. Fuji Hoei Glass



#### Raffle

The handmade Edo glassware called Mt. Fuji Hoei Glass commemorates Mt. Fuji as a World Heritage site. The glass is pleasantly decorated with the Hoei crater and Fuji cherry blossoms.

#### Edo Karakami (Hand-Made Patterned Paper for Interiors) 5 pieces included in a set



#### First come, first served

Edo Karakami (Hand-Made Patterned Paper for Interiors) is the traditional craft of decorating Japanese paper. The first Karakami came from China and were used as a model for the Japanese traditional craft. It is perfect when you would like to send a short message to someone.

### Important points concerning the stamp rally and lottery

- Stamp rally date and hours: November 3 (Fri/holiday) / 6 (Mon)
- Stamp rally lottery hours: November 4 (Sat) / 5 (Sun) 11:00-19:00 (Reception closes at 18:30)  
November 6 (Mon), 11:00-17:00 (Reception closes at 16:30)  
\* There will be no lottery on November 3 (Fri/holiday)
- Stamp rally lottery location: In Tokyo International Forum, Hall B7  
Individuals may only participate once. / A limited number of participation awards are available. / View the map for each page at the location of the stamp stand.
- Japan Harvest 2017  
This will be held in Marunouchi Naka-dori and Gyoko-dori from November 4 (Sat) to 5 (Sun) at 11:00-16:00. A stamp stand will be set up in a tent next to the "Marunouchi Naka-dori Satellite Farm Area General Information Center" on the day of the event only.  
• Please be aware that the details are subject to change.